


3 steps to enter the AP'N3 Short Film Challenge

<https://filmfreeway.com/APN3Challenge>

AP'N3

the asbury park short film challenge

Use the **PRIMAL HOUSE NJ** music library for **FREE** in your submission!



AP'N3
the asbury park short film challenge

3 steps to enter the AP'N3 Short Film Challenge

<https://filmfreeway.com/APN3Challenge>

1. **OPEN** your account at Film Freeway, **CREATE** one if you don't already have an account.
2. **CREATE** a Project Page for your film, fill in contact information, Register. Receive the link to the Prompts.
3. **PRODUCE** your film between March 31 and August 31. **SUBMIT** it via your Project Page by 6PM on August 31.

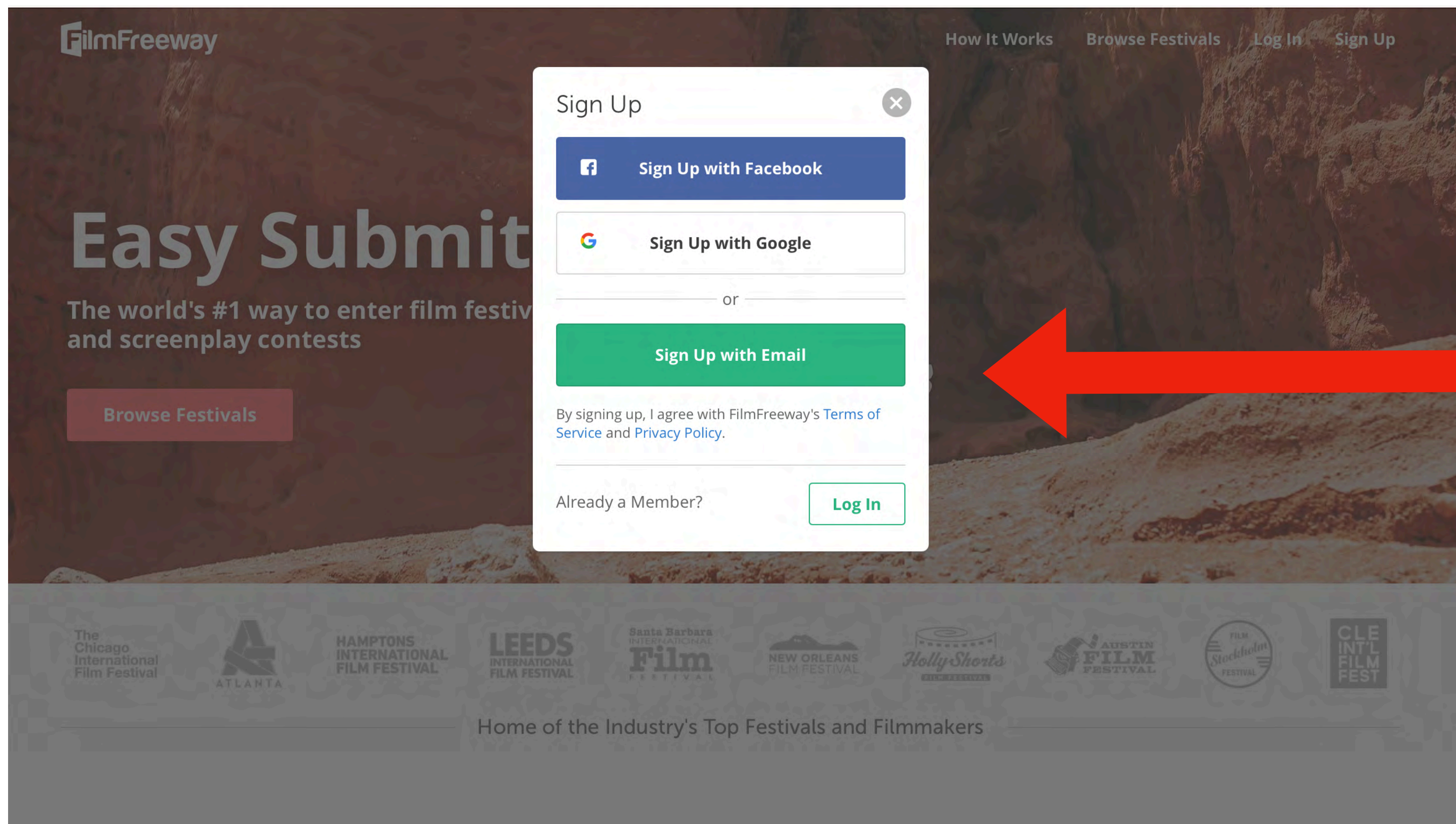
QUESTIONS? send them along to Mike@asburyparkartscouncil.org. He'll be happy to provide answers



1. REGISTER AT FILM FREEWAY



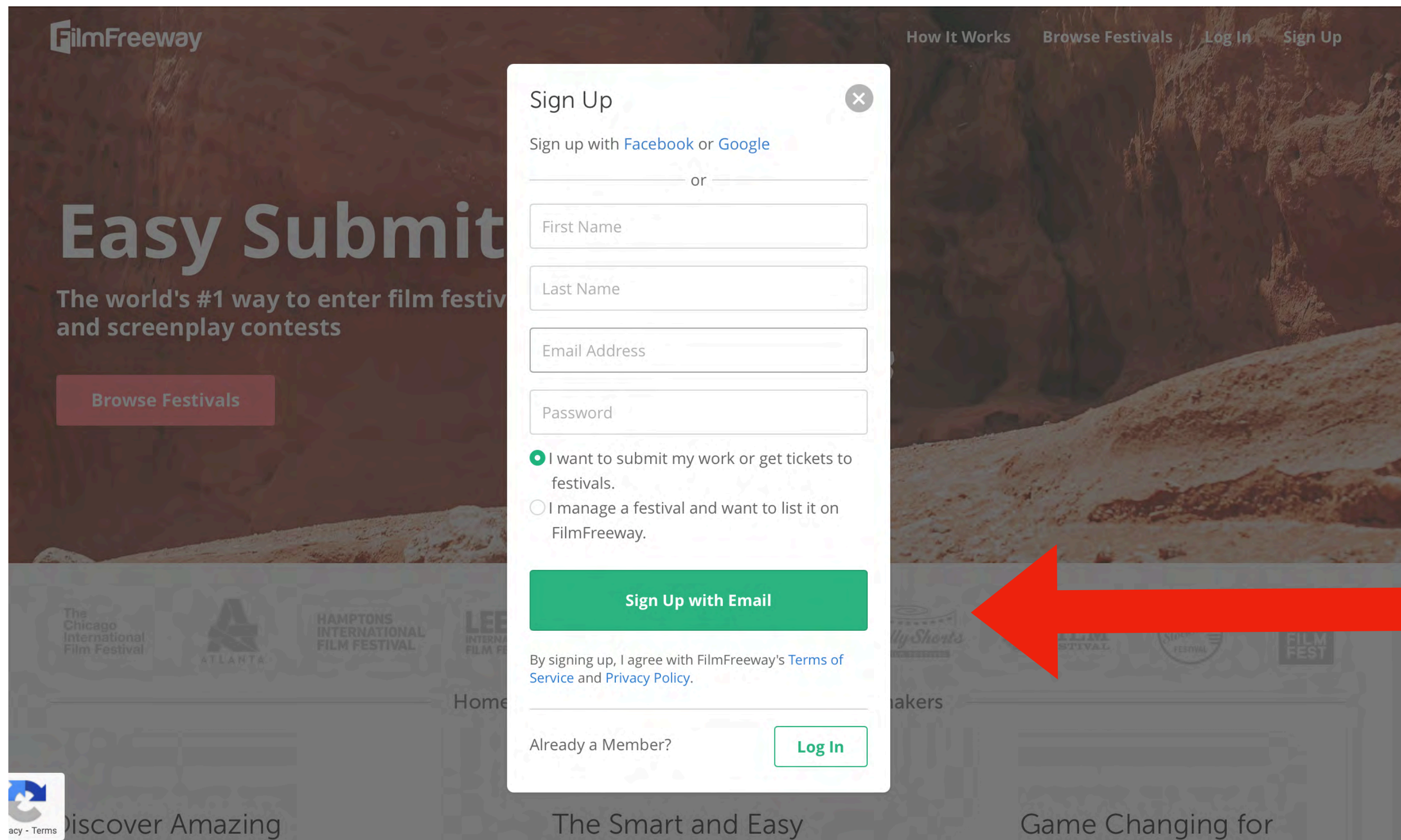
Navigate to www.FilmFreeway.com, and click “sign up” (if you don’t already have a Film Freeway account). Click “**log in**” if you’ve **previously registered** on Film Freeway.



1. REGISTER AT FILM FREEWAY



Sign up with your email or your method of choice.



1. REGISTER AT FILM FREEWAY



Create your password, and click the “I want to submit my work” button, then sign up with Email.

AP'N3_2025

View Project

Edit Project

Project File

Privacy

Marketing Options

1 Project Information

Project Type

 Film / Video Script Music / Songwriting Photography / Design VR / XR / Immersive BETA

* Project Title

(English)

AP'N3_2025

Brief Synopsis

(English)

 My Project also has a non-English Title and Synopsis

Website

mycoolfilm.com

Twitter

twitter.com/MyCoolFilm

Facebook

Simply select “film/video” as project type and fill in “AP'N3_Project Page Entry Form” as the **temporary title**.

2. CREATE A PROJECT PAGE



2 Submitter Information

Contact Information

Email

Phone

Address

City

State / Province

Postal Code

Country

Birthdate

Gender

2. CREATE A PROJECT PAGE



Fill in the remainder of your contact information so we can send you your production package link with the required prompts.

5 Screenings / Distribution

Screenings & Awards

Event

Actions

Example: Austin Film Festival

Edit



+ Add a Screening

Distribution Information

Distributor / Sales Agent

Actions

Example: Netflix

Edit



+ Add a Distributor / Sales Agent

Nice job! You're almost done

Save Project

2. CREATE A PROJECT PAGE

Click "Save". You've now created a working Project Page entry form that can be refined when you upload and submit your film any time before 8/31/26.

AP'N3_2025

View Project

Edit Project

Project File

Privacy

Marketing Options

Add an Online Screener

Link or upload your video. Only festivals you submit to can view your video.

Upload

Upload a high-quality video file, up to 10 GB.

Choose File

Your file will begin uploading immediately.

Link

If your video is on Vimeo or YouTube, simply paste the URL and password below.

URL

Example: vimeo.com/48425421

Password (optional)

Click “Browse Festivals”

Search festivals, locations and keywords

Search

Filters

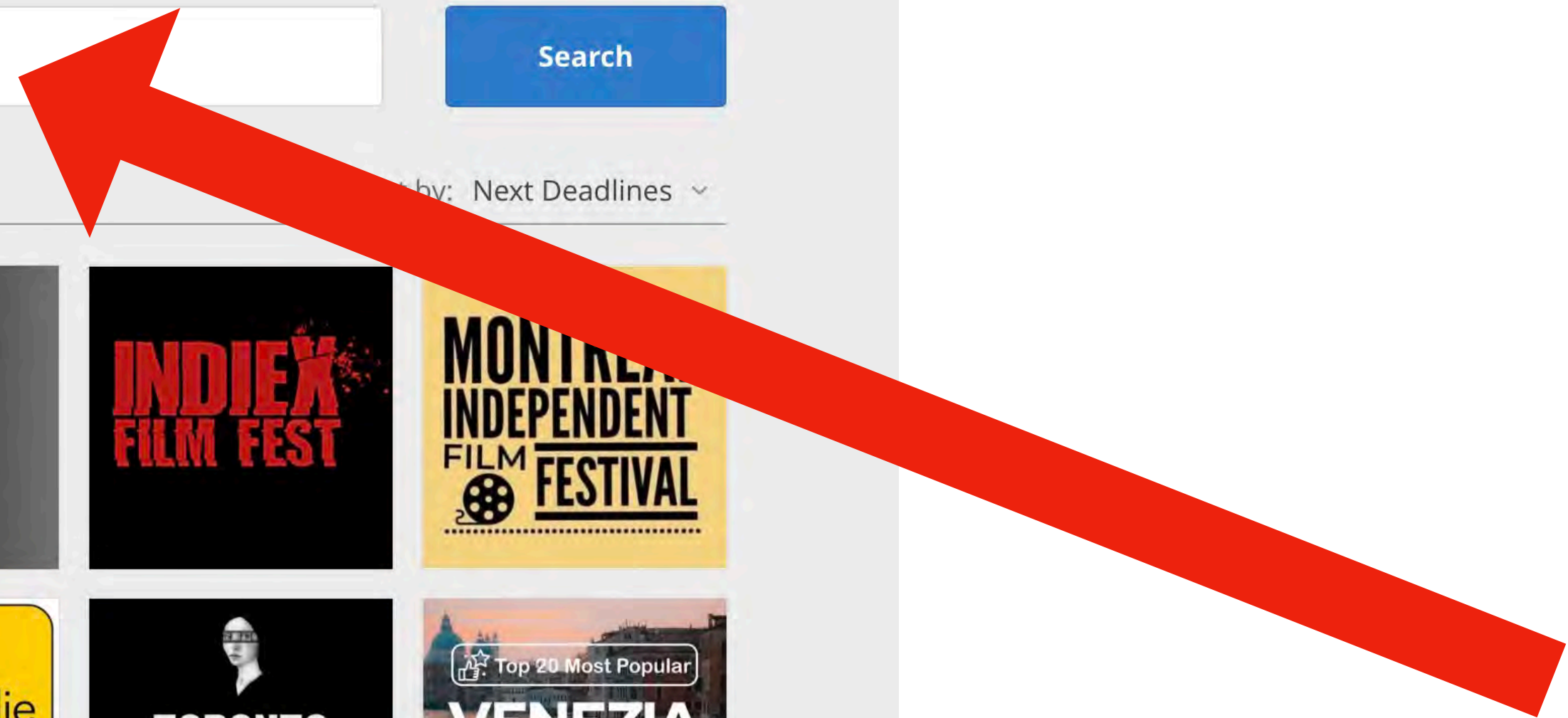
Sort by: Next Deadlines

Call for Entries

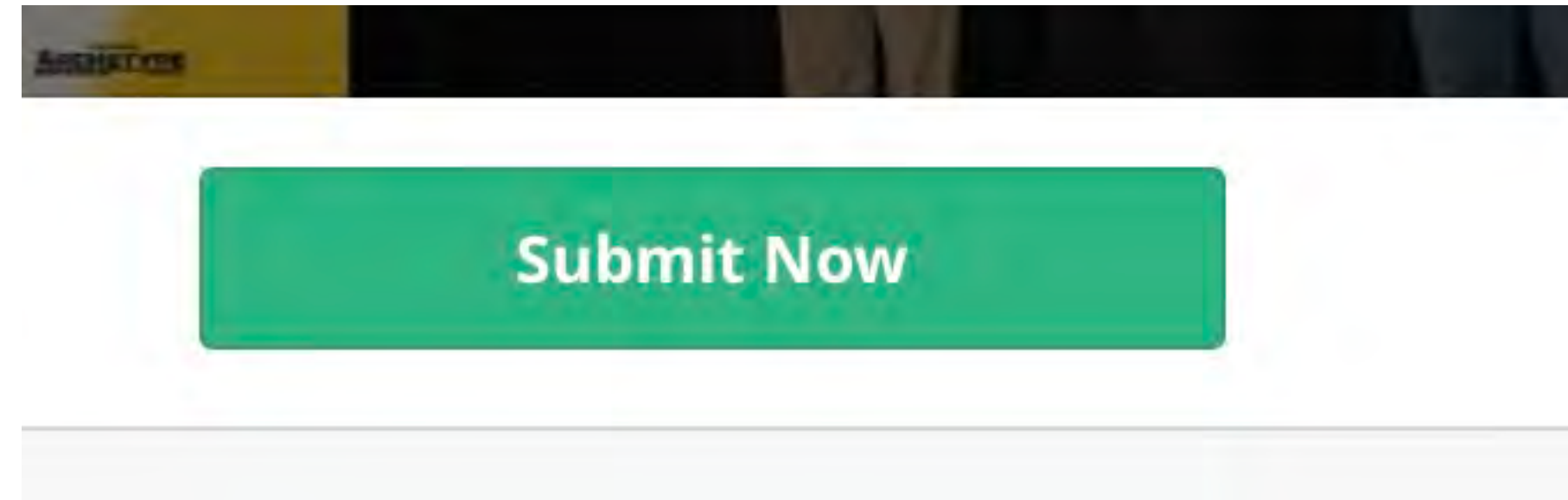
- Open & Closed
- Open Only

Event Type

- GOLD*
- Film Festivals
- Screenwriting Contests



In the Search Bar, type “APN3Challenge” that takes you to the AP’N3 Film Challenge Home Page.



Click the **SUBMIT** button,

3. REGISTER YOUR PROJECT

AP'N3 Short Film Challenge

Select Project

AP'N32026-2

Don't see your project? Add it [here](#).

Select all categories you wish to enter:

Category	Fee
AP'N3 Short Film Challenge	Standard: \$20.00 <input checked="" type="checkbox"/>
	Gold Members: \$15.00 <input type="checkbox"/>
AP'N3 Short Film Student Challenge	Standard: \$10.00 <input type="checkbox"/>
	Gold Members: \$9.00 <input type="checkbox"/>

The festival requires additional information. Please ensure all fields are completed; do not leave any fields blank.

* How did you learn about the AP'N3 Film Challenge?

Social Media
 Email
 Friend/Team Member
 Other

Add to Cart Add to Cart & Checkout

Select your “ProjectPage Entry Form” from the drop-down menu. Choose the appropriate category for entry, complete the information and click Add to Cart and Checkout.

3. REGISTER YOUR PROJECT

Secure Checkout

Discount / Waiver Code

Enter Code

Payment Method

VISA Visa **** 0382 [Delete](#)

Apple Pay

link Link

pay Amazon Pay


PayPal PayPal

Add New Card

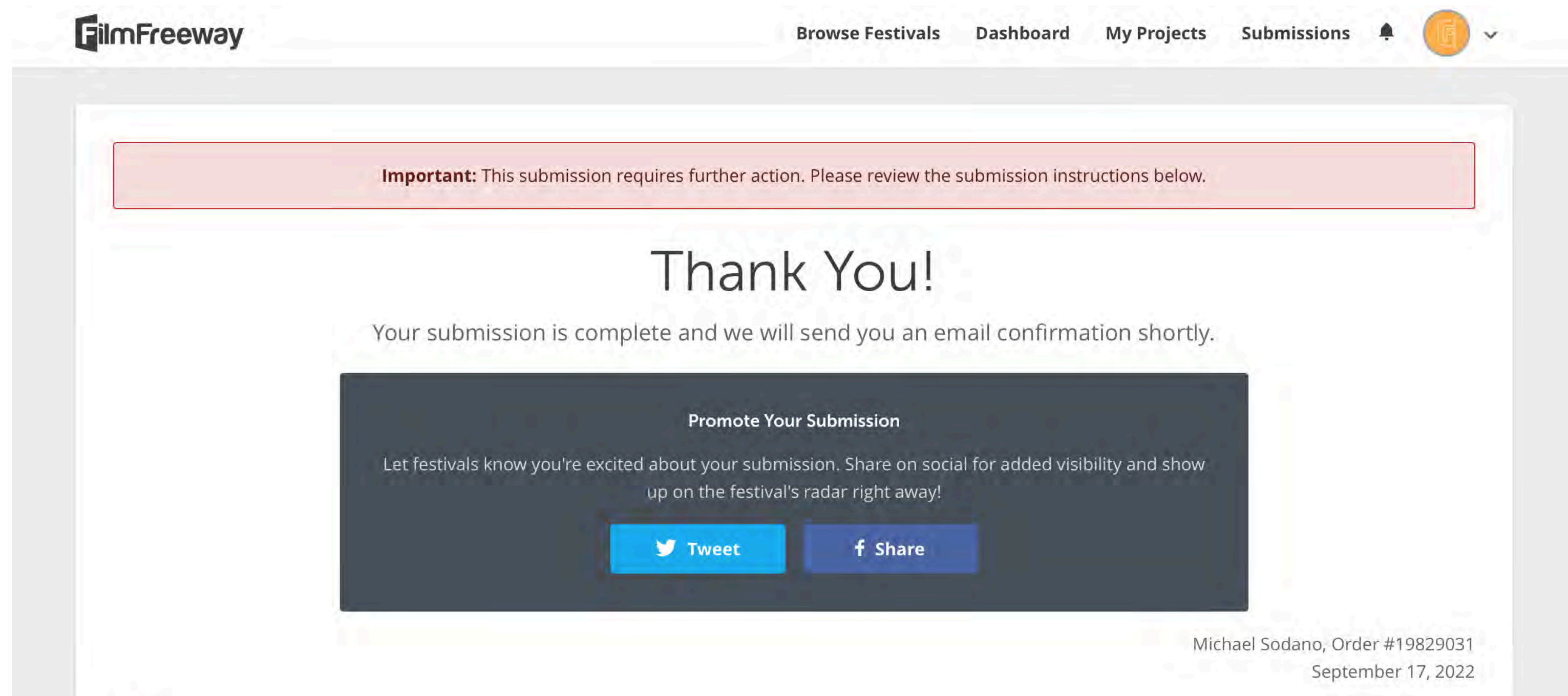
Payment Summary

Subtotal	\$20.00
Submission Protection	\$0.00
Service Fee ?	\$1.25
Total	\$21.25 (USD)

[Pay & Complete Order](#)



Fill in order form, click Pay and Complete Order. If you have a discount code, enter where indicated. You **MUST** register your incomplete project in order to receive the Production Package of Prompts that are to be included in your film.



You're now registered with the Film Challenge. Your entry will be "complete" when a video is attached. You'll be sent a Confirmation email message from Film Freeway that includes the link to the Production Package containing the prompts necessary to include in your film. When your film is completed you'll return to your project page, **change the Project Name to your film's title**, fill in the remainder of information about your film, including posters and any production pictures, and upload the file no later than 8/31/26. Your project will then be ready for judging.

That's it! Good Luck.